

# Product Overview



Axis Tower, Tbilisi, Georgia  
Architect: Nino Mesulishvili / Kolobz Khasanidze / Alexander Menevich / Gegia Astakhanishvili  
Photo: Tamara Digmaevskaya



Reynaers  
Aluminium

Windows.  
Doors.  
Curtain Walls.

Together for better

[www.reynaers.us](http://www.reynaers.us)



The Giving Tree, California, USA  
Architect: Faulkner Architects  
Photo: Joe Fletcher Photography

# Table of contents

---

## Welcome to Reynaers Aluminium

---

### Windows and Doors

---

Systems overview

---

MasterLine 8

---

SlimLine 38

---

ConceptSystem 77

---

### Sliding Systems

---

Systems overview

---

Hi-Finity

---

SlimPatio 68

---

ConceptPatio 155

---

ConceptPatio 130

---

ConceptFolding 77

---

### Curtain Walls

---

ConceptWall 50

---

ElementFaçade 7

---

MasterWall

---

### Complimentary Systems

---

BriseSoleil

---

Mosquito

---

Balustrades

---

Solar

---

### Handles

---

Touch

---

Purity

---

Horizon

---

---

### Activities & Services

---

High quality, innovative products

---

10 year system guarantee

---

Endless colors & finishes

---

Custom solutions

---

Thoroughly tested and validated

---

CE marking

---

Digital services along the value chain

---

Solid marketing tools

---

Hands-on training & support

---

Our green commitment

---

Visit our Reynaers Campus

---

# Welcome to Reynaers Aluminium

For over 50 years, Reynaers Aluminium has been designing cutting-edge glazing solutions for some of the most iconic buildings in the world. Engineered without compromise, our range of aluminum windows, doors, and curtain wall systems have been specified time and again by the world's leading architects and construction companies.

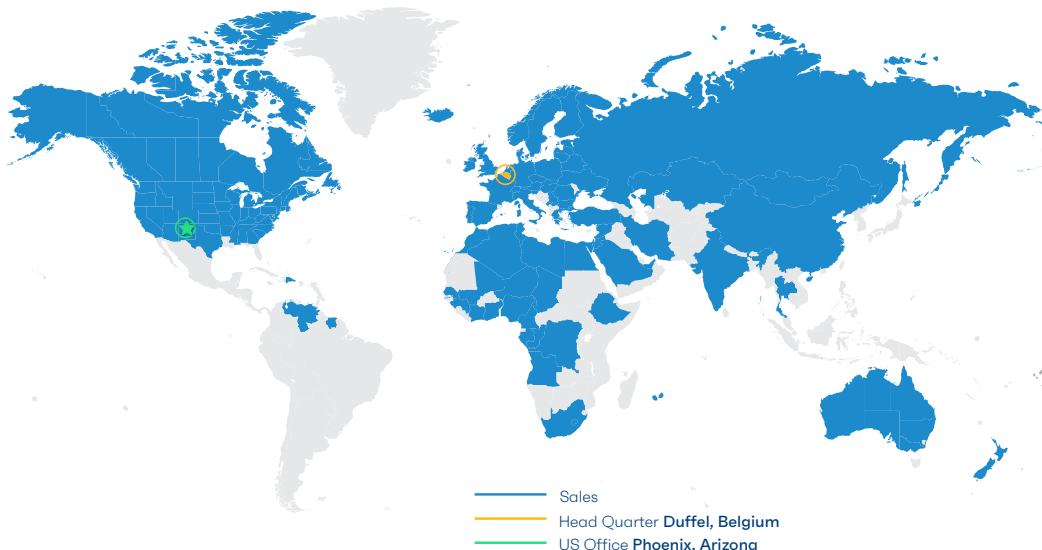
Reynaers Aluminium is recognized globally for the premium quality of its products. To help us maintain this reputation, we have invested in a world-class design and testing facility. When you choose Reynaers Aluminium products, you can rest assured knowing that you are choosing a product that will not only look great but will also offer industry-leading performance and reliability.

## Together for better

This is our motto. We want to be a true business partner, sharing our worldwide knowledge with fabricators, architects, and other stakeholders. With our open and proactive collaborative approach, we can accomplish the highest standards and get the best results in any project, big or small, together.

## Ready for the future

Reynaers Aluminium is the market leader in Belgium and we have acquired a strong market position in over 40 countries, each with its own offices.



The Reynaers Campus is the corporate headquarters of Reynaers located in Duffel, Belgium. The Reynaers Campus is the inspiring and dynamic work environment of all Reynaers Aluminium employees and a place for partners to experience the latest products and innovations in full interactivity.

At the Reynaers Campus, you can visit the Experience Center which is designed to bring people together and inspire you with our latest solutions and state-of-the-art technologies for architectural building solutions. In the Experience Room, you can discover our unique offering, assisted by inspiring digital applications. For a fully immersive experience, a visit to Avalon can be booked where you can visit future buildings through a shared virtual reality experience.

In addition to these facilities, the Reynaers Campus also includes the Technology Center, the largest privately owned innovation and testing center, for the validation of architectural and high-tech window, door, and façade concepts. One of the showpieces of the Technology Center is a state-of-the-art testing wall for façades with a height of 50 feet, allowing air-wind-water testing of



multi-story façades. This part of the Reynaers Campus also accommodates the 'R-Lab'; our dedicated lab for prototyping and 3D printing, resulting in faster and more accurate R&D tracks.

### **Impressive growth**

Reynaers Aluminium forms part of the Reynaers Group. This international group has experienced steady growth in the last 30 years. Reynaers Aluminium is considered by all players in the industry as one of the leaders in its business. In 2020 Reynaers achieved a turnover of 668 million dollars and has over 2,400 employees throughout the world.



### **Designed in Europe, Well Crafted in America**

Reynaers Aluminium has an office in Phoenix, Arizona so we can better serve our customers. The office features a showroom with our products so customers can see our complete windows, doors, and facades. Our staff onsite is well-equipped to support you with your project from start to finish.

Adjoining the office, we have a fabrication warehouse where we manufacture our products locally. We also have a warehouse designated for installation training.

You can schedule a visit to our showroom and installation training by emailing [info@reynaers.us](mailto:info@reynaers.us).



Martis Camp, California, USA  
Architect: Peter Bohlin, Bohlin Cywinski Jackson  
Photo: Vance Fox



MasterLine 8



MasterLine 10

# Windows & Doors







SlimLine 38



ConceptSystem 77

# Design

## Windows & Doors

WINDOWS		8	10	38	77
		MasterLine		SlimLine	ConceptSystem
FUNCTIONAL					
HIDDEN VENT					
CUBIC					
FERRO					
CLASSIC					





The Gallery - New York, USA  
 Architect: ODA  
 Photo: Oosmin Dragomir

DOORS	MasterLine		SlimLine	ConceptSystem
	8	10	38	77

CONCEALED HINGES



BARREL HINGES



SURFACE MOUNTED HINGES












\* Terrace door only

expected in 2021 available

# Performance

## Windows & Doors

WINDOWS	MasterLine		SlimLine	ConceptSystem
	8	10	38	77
<b>SAFETY VARIANTS</b>				
 Burglary proof	<input checked="" type="checkbox"/>		<input checked="" type="checkbox"/>	<input checked="" type="checkbox"/>
 Hurricane resistant				<input checked="" type="checkbox"/>
<b>SUSTAINABILITY</b>				
High Insulation	<input checked="" type="checkbox"/>	<input checked="" type="checkbox"/>	<input checked="" type="checkbox"/>	<input checked="" type="checkbox"/>
Passive House Institute Certified component		<input checked="" type="checkbox"/>		
Minergie Label	<input checked="" type="checkbox"/>			<input checked="" type="checkbox"/>
Cradle2Cradle Bronze	<input checked="" type="checkbox"/>		<input checked="" type="checkbox"/>	<input checked="" type="checkbox"/>
Environmental Product Declaration	<input checked="" type="checkbox"/>		<input checked="" type="checkbox"/>	<input checked="" type="checkbox"/>
<b>MINIMAL VISIBLE WIDTH FRAME/VENT</b>				
	3 13/16"	4 1/8"	2 5/8"	3 1/2"
<b>PERFORMANCES</b>				
 Insulation Double Pane (Uw-value ≥ ...)	0.23 Btu/hr-ft <sup>2</sup> ·°F	n/a	0.23 Btu/hr-ft <sup>2</sup> ·°F	0.24 Btu/hr-ft <sup>2</sup> ·°F
 Insulation Triple Pane (Uw-value ≥ ...)	0.16 Btu/hr-ft <sup>2</sup> ·°F	0.14 Btu/hr-ft <sup>2</sup> ·°F	0.16 Btu/hr-ft <sup>2</sup> ·°F	0.17 Btu/hr-ft <sup>2</sup> ·°F
 Air tightness	0.01 cfm/ft <sup>2</sup>	0.01 cfm/ft <sup>2</sup>	0.01 cfm/ft <sup>2</sup>	0.04 cfm/ft <sup>2</sup>
 Acoustic performance ASTM E90-09/1332	50 STC	46 STC	44 STC	43 STC
 Acoustic performance ASTM E90-09/1332	44 OITC	40 OITC	34 OITC	34 OITC
 Water tightness	15 psf	15 psf	12.11 psf	12.11 psf
 AAMA Rating AAMA/WDMA/CSA 101/I.S.2/ A440, NAFS	AW PG100	AW PG100	AW PG100	AW PG120



\*Thermals based on simulations/testing to NFRC 102. Showing performances for fixed windows



Architect: Enzmann & Fischer AG  
 Photo: Bruno Rubatscher / Danny Schurthes

DOORS	MasterLine	SlimLine	ConceptSystems
	8	10 <sup>(2)</sup>	38
			77

#### SAFETY VARIANTS

 Burglary proof	■		■	■
 Hurricane resistant				








#### SUSTAINABILITY

High Insulation	■	■	■	■
Passive House Institute Certified component	■ <sup>(1)</sup>			
Minergie Label				
Cradle2Cradle			■	■
Environmental Product Declaration			■	■

#### MINIMAL VISIBLE WIDTH FRAME/VENT

	3 13/16"	4 1/8"	2 5/8"	3 1/2"
--	----------	--------	--------	--------

#### PERFORMANCES










































 Insulation Double Pane (Uw-value ≥ ...)	0.25 Btu/hr-ft <sup>2</sup> ·°F	n/a	0.30 Btu/hr-ft <sup>2</sup> ·°F	0.30 Btu/hr-ft <sup>2</sup> ·°F
 Insulation Triple Pane (Uw-value ≥ ...)	0.19 Btu/hr-ft <sup>2</sup> ·°F	0.16 Btu/hr-ft <sup>2</sup> ·°F	0.25 Btu/hr-ft <sup>2</sup> ·°F	0.25 Btu/hr-ft <sup>2</sup> ·°F
 Air tightness	0.01 cfm/ft <sup>2</sup>	0.01 cfm/ft <sup>2</sup>	0.05 cfm/ft <sup>2</sup>	0.02 cfm/ft <sup>2</sup>
 Acoustic performance ASTM E90-09/1332	43 STC	pending	38 STC	39 STC
 Acoustic performance ASTM E90-09/1332	35 OITC	pending	34 OITC	36 OITC
 Water tightness	20 psf	15 psf	11.28 psf	2.2 psf
 AAMA Rating AAMA/WDMA/CSA 101/LS.2/ A440, NAFS	AW PG100	AW PG100	CW PG30	R PG15

\*Thermals based on simulations/testing to NFRC 102

(1) Panel door only      (2) Terrace door

# Opening Types

Windows & Doors

WINDOWS	MasterLine		SlimLine	ConceptSystem
	8	10	38	77
				
				
				
				
				
				
				
		*		
				
				

\* ConceptSystem 86-HI Solution

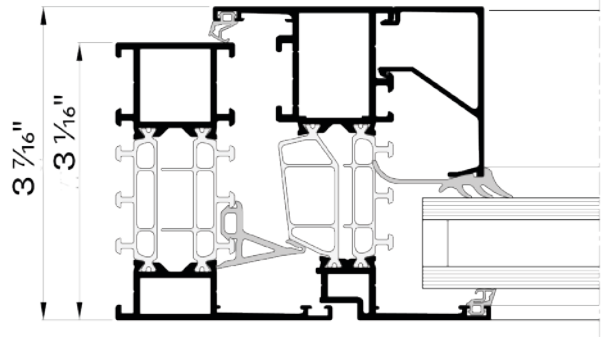
Tribeca Regue, New York, USA  
 Architect: Woods Bagot  
 Photo: Matthew Ziegler



DOORS	MasterLine		SlimLine		ConceptSystem	
	8	10	38	77		
	■	■	■		■	
	■	■	■		■	
	■	■	■		■	
	■	■	■		■	
					■	
	■				■	
	■				■	
					■	
	■				■	
	■		■			
	■				■	
	■					■

# MasterLine 8

## Windows



### Made to measure

MasterLine 8 combines a wide range of opening types, design variants, and insulation levels into just one platform with a 3 7/16" system depth. All opening types are available in three insulation levels (standard, HI, and HI+). Larger windows are possible with stronger profiles and smaller sightlines. The functional design variant offers the widest range of profiles to be able to neatly connect to various profile ranges such as sliding elements, curtain wall profiling, etcetera.

With evermore awareness of our ecological mark on the future, there is a need for better insulation performances and improved air and water tightness.

With MasterLine 8 it is possible to combine high water-tightness 20 psf as a standard and air-tightness 0.01 cfm/ft<sup>2</sup> with reduced air loss, with excellent thermal values and glass weights up to 440 lbs for a turn-tilt window.

In MasterLine 8 the manufacturing process from the first sketch to the installation of windows has been simplified, and therefore, the productivity of creating aluminum windows has improved. Less tolerance sensitivity when installing windows, fewer and easier to apply gaskets and foams all assist in making it easier to produce high-quality windows.



TECHNICAL CHARACTERISTICS		FUNCTIONAL	HIDDEN VENT
Min. visible width inward opening window	Frame	2 1/16"	3 1/8"
	Vent	1 7/16"	n/a
Min. visible width inward opening window-door	Frame	2 3/8"	n/a
	Vent	2 5/8"	n/a
Overall system depth window	Frame	3 1/16"	3 1/16"
	Vent	3 7/16"	3 1/8"
Max vent height		9' 2 1/4"	9' 2 1/4"
Max vent weight		400 lbs	330 lbs
Rebate height		1 1/16"	1 1/16"
Glass thickness	Frame	up to 2 7/16"	up to 2 7/16"
	Vent	up to 2 13/16"	up to 2 9/16"

PERFORMANCES		
Thermal insulation per NFRC 102	Double	Uw-value down to 0.23 Btu/hr-ft <sup>2</sup> ·°F fixed and 0.25 Btu/hr-ft <sup>2</sup> ·°F operable
	Triple	Uw-value down to 0.16 Btu/hr-ft <sup>2</sup> ·°F fixed and 0.19 Btu/hr-ft <sup>2</sup> ·°F operable
Acoustic performance		Up to 50 STC and 44 OITC
Air tightness		Up to 0.01 cfm/ft <sup>2</sup>
Water tightness		Up to 15 psf
AAMA Rating		AW PG100



Varso 1 & 2, Warsaw, Poland  
 Architect: Hermanowicz Rewski Architekci (HRA)



OUTWARD  
 OPENING



VENTILATION  
 VENT



PIVOT  
 WINDOW

**TECHNICAL CHARACTERISTICS**

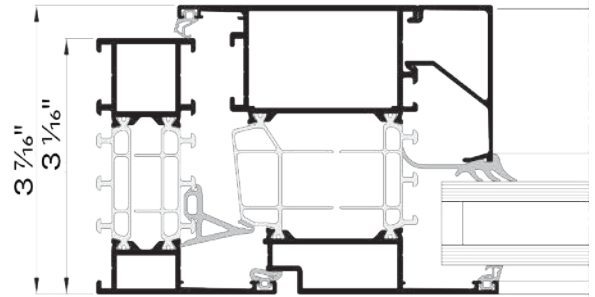
		OUTWARD OPENING	VENTILATION VENT	PIVOT WINDOW
Min. visible width window	Frame	1 1/16"	2 1/16"	2 1/2"
	Vent	4 5/8"	4 1/8"	3 1/2"
Overall system depth window	Frame	3 1/16"	3 1/16"	3 1/16"
	Vent	3 7/16"	3 7/16"	3 3/8"
Max vent height		7' 10 1/2"	9' 2 1/4"	8' 2 7/16"
Max vent weight		285 lbs	n/a	440 lbs
Rebate height		1 1/16"	n/a	1"
Glass thickness	Frame	up to 2 7/16"	n/a	n/a
	Vent	up to 2 13/16"	n/a	up to 2 3/8"

**PERFORMANCES**

Thermal insulation per NFRC 102	Double	Uw-value down to 0.23 Btu/hr-ft <sup>2</sup> ·°F fixed and 0.25 Btu/hr-ft <sup>2</sup> ·°F operable
	Triple	Uw-value down to 0.16 Btu/hr-ft <sup>2</sup> ·°F fixed and 0.19 Btu/hr-ft <sup>2</sup> ·°F operable
Acoustic performance		Up to 50 STC and 44 OITC
Air tightness		Up to 0.01 cfm/ft <sup>2</sup>
Water tightness		Up to 15 psf
AAMA Rating		AW PG100

# MasterLine 8

## Doors



### Made to measure

MasterLine 8 doors offer a wide range of highly insulated and robust flush doors, which meet the modern requirements concerning safety, thermal insulation, and stability, allowing the creation of large entrance doors. MasterLine doors are available as inward and outward opening glass or panel doors and pivoting doors are possible. All the doors can be fitted with a wide range of locks and hinges.

MasterLine doors are designed to meet modern comfort requirements. The excellent air-tightness and superb thermal performances are proven by the Passive House Institute Certified Component we received for the MasterLine 8 Terrace Door.

With regard to safety and performance, the robust MasterLine doors can comply with burglar resistance class 3, large dimensions and weights up to 550 lbs, and are proven to be extremely durable.



TECHNICAL CHARACTERISTICS		TERRACE DOOR	FLUSH DOOR	PIVOT DOOR (XL)
Min. visible width inward opening door	Frame	2 1/16"	2 11/16"	2 11/16"
	Vent	2 1/16"	3 1/16"	4 1/8" (1 9/16")
Overall system depth window	Frame	3 1/16"	3 1/16"	3 1/16"
	Vent	3 7/16"	3 1/16"	3 1/16"
Max vent height		7' 10 1/2"	9' 10 1/8"	7' 10 1/2" (13' 1 1/2")
Max vent weight		285 lbs	550 lbs	440 lbs (1100 lbs)
Rebate height		1 1/16"	1 1/16"	1 1/16"
Glass thickness	Vent	up to 2 11/16"	up to 2 3/8"	up to 2 3/8"

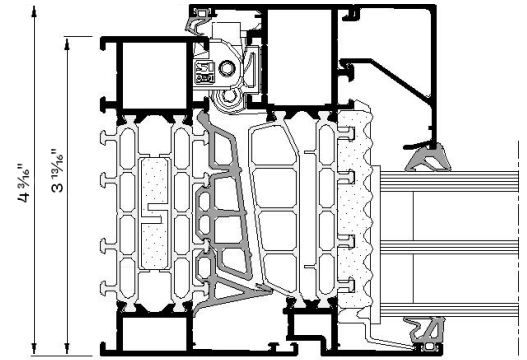
PERFORMANCES		TERRACE DOOR	FLUSH DOOR	PIVOT DOOR (XL)
Thermal insulation per NFRC 102	Double	Uw-value down to 0.25 Btu/hr-ft <sup>2</sup> ·°F	Uw-value down to 0.25 Btu/hr-ft <sup>2</sup> ·°F	Uw-value down to 0.37 Btu/hr-ft <sup>2</sup> ·°F
	Triple	Uw-value down to 0.19 Btu/hr-ft <sup>2</sup> ·°F	Uw-value down to 0.20 Btu/hr-ft <sup>2</sup> ·°F	Uw-value down to 0.31 Btu/hr-ft <sup>2</sup> ·°F
Acoustic performance		Up to 43 STC and 35 OITC	Up to 43 STC and 35 OITC	n/a
Air tightness		Up to 0.01 cfm/ft <sup>2</sup>	Up to 0.01 cfm/ft <sup>2</sup>	Up to 0.14 cfm/ft <sup>2</sup>
Water tightness		Up to 20 psf	pending	Up to 2.92 psf
AAMA Rating		AW PG100	pending	R PG20





# MasterLine 10

## Windows



### No compromise

No need to compromise: with MasterLine 10, you can have it all. This new system unites the best of all worlds: unlimited design freedom combined with ultimate comfort and optimal insulation performance.

MasterLine 10 windows are designed for the building trends of today and tomorrow: low energy building, maximum daylight access, superb performance, and safe homes. The product offering of MasterLine 10 windows is truly unique in its applicability. There are inward opening windows, a full range of transoms and frames, connection profiles with Sliding Doors and Curtain Wall systems, and the design freedom offered with the Renaissance and Deco profile range.

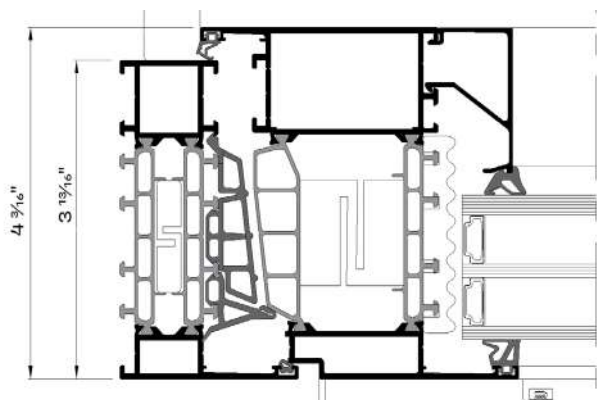
The windows are offered with a Passive House certificate!

The combination of all these features makes MasterLine 10 the ideal solution for domestic as well as public projects.



TECHNICAL CHARACTERISTICS		FUNCTIONAL	HIDDEN VENT
Min. visible width inward opening window	Frame	2 3/8"	3 1/8"
	Vent	1 7/16"	n/a
Min. visible width inward opening window-door	Frame	2 3/8"	n/a
	Vent	2 5/8"	n/a
Overall system depth window	Frame	3 13/16"	3 13/16"
	Vent	4 3/16"	7/8"
Rebate height	Frame	1 1/16"	1 1/16"
	Vent	up to 3 1/16"	up to 3 1/16"
Glass thickness	Frame	up to 3 1/16"	up to 3 1/16"
	Vent	up to 3 7/16"	up to 3 1/16"

PERFORMANCES			
Thermal insulation per NFRC 102	Triple		Uw-value down to 0.14 Btu/hr-ft <sup>2</sup> ·°F fixed and 0.16 Btu/hr-ft <sup>2</sup> ·°F operable
Acoustic performance			Up to 46 STC and 40 OITC
Air tightness			Up to 0.01 cfm/ft <sup>2</sup>
Water tightness			Up to 15 psf
AAMA Rating			AW PG100



# MasterLine 10

## Terrace Doors



### No compromise

MasterLine 10 doors are designed for low energy and passive buildings without compromising on design freedom, daylight access, or safety. This system is the solution for the most extreme weather conditions.

MasterLine 10 terrace doors are available as single or double doors, both inward and outward opening. It is possible to use window or door hardware on the doors; therefore, it is possible to open and lock the doors from both the inside and outside. These terrace doors are designed for low-energy and passive houses.

As this 10 series is built on the MasterLine platform, it shares many of the same articles as in MasterLine 8 terrace doors: corner cleats, glazing gaskets, and also the same central gasket: ensuring the same performances, production efficiency, and robustness.



### TECHNICAL CHARACTERISTICS

Min. visible width inward opening door

Overall system depth window






Rebate height

Glass thickness

### TERRACE DOOR

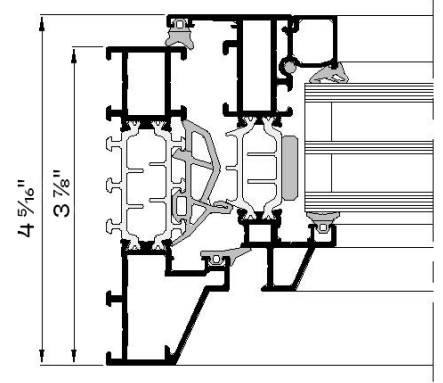
Frame	2 3/8"
Vent	2 5/8"
Frame	3 13/16"
Vent	4 3/16"
	1 1/16"
Frame	up to 3 1/16"
Vent	up to 3 7/16"

### PERFORMANCES

 Thermal insulation per NFRC 102	Triple	Uw-value down to 0.16 Btu/hr·ft <sup>2</sup> ·°F
 Acoustic performance		pending
 Air tightness		Up to 0.01 cfm/ft <sup>2</sup>
 Water tightness		Up to 15 psf
 AAMA Rating		AW PG100

# SlimLine 38

## Windows & Doors



### Light, elegance and comfort

SlimLine 38 is a highly insulated system that combines elegance and comfort with a unique design. This special slender steel look is the perfect solution for modern architecture and renovation of steel-framed windows, respecting the original design but offering a thermally improved solution.

The SL 38 system is available in 3 different minimalistic design variants - Classic, Ferro, and Cubic - to perfectly match the architectural aspect of the building. The windows and doors can be provided with double and triple glazing without losing the ultra-slim look.

In combination with its superior insulation capabilities, the system provides the perfect harmony between durable material, clean design, and demanding architectural challenges.



### TECHNICAL CHARACTERISTICS

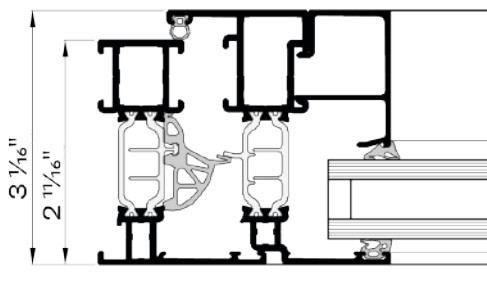
		CLASSIC	CUBIC	FERRO
Min. visible width inward opening window	Frame	15/16"	1 1/2"	1 1/2"
	Vent	7/8"	7/8"	13/16"
Min. visible width inward opening window-door	Frame	1 1/2"	n/a	1 1/2"
	Vent	2 1/16"	n/a	2 1/16"
Overall system depth window	Frame	3 7/8"	3"	3"
	Vent	3 3/8"	2 15/16"	3 3/8"
Rebate height		9/16"	9/16"	9/16"
Glass thickness		up to 2 3/16"	up to 2 3/16"	up to 2 3/16"

### PERFORMANCES

Thermal insulation per NFRC 102	Double	Uw-value down to 0.23 Btu/hr-ft <sup>2</sup> ·°F fixed, 0.25 operable, and 0.30 swing door
	Triple	Uw-value down to 0.16 Btu/hr-ft <sup>2</sup> ·°F fixed, 0.19 operable, and 0.25 swing door
Acoustic performance		Up to 44 STC and 34 OITC
Air tightness		Up to 0.01 cfm/ft <sup>2</sup>
Water tightness		Up to 12.11 psf
AAMA Rating		AW PG100 window, CW PG30 open in door, and CW PG40 open out door



Dean Street, New York, USA  
Architect: ODA  
Photo: Tony Reddington



# ConceptSystem 77

## Windows & Doors

### Optimized safety and comfort

ConceptSystem 77 is a high insulating window and door system that meets elevated requirements regarding thermal insulation, stability and security.

The system's performance regarding acoustics, water- and air-tightness meets the most severe standards. To help protect your building from debris and strong winds in hurricane-prone regions, CS 77 windows meet Miami Dade NOA and Florida Building Code 7th Edition (2020) with a DP65, HVHZ, and Missile Type D Zone 4 rating. The fixed (18-1226.01), outswing casement (18-1226.02), and tilt-and-turn inswing casement (20-0410.06) windows all meet the Miami Dade NOA. Both the fixed (FL28671-R1) and casement (FL28672-R1) windows meet the Florida Building Code.

This windows & doors system includes a complete range of solutions for all types of inward and outward opening windows and doors. The combination possibilities with the ConceptPatio 130 sliding system makes ConceptSystem 77 extremely suitable for all types of building concepts, even with the highest safety requirements.



FUNCTIONAL

HIDDEN VENT

### TECHNICAL CHARACTERISTICS

		FUNCTIONAL	HIDDEN VENT
Min. visible width inward opening window	Frame	2"	3"
	Vent	15/16"	not visible
Min. visible width inward opening flush door	Frame	2 11/16"	n/a
	Vent	3"	n/a
Overall system depth window	Frame	2 11/16"	2 11/16"
	Vent	3 1/16"	2 7/8"
Rebate height		1"	3/4"
Glass thickness		up to 2 1/16"	up to 1 15/16"

### PERFORMANCES

Thermal insulation per NFRC 102	Double	Uw-value down to 0.24 Btu/hr-ft <sup>2</sup> ·°F fixed, 0.26 operable, and 0.30 door
	Triple	Uw-value down to 0.17 Btu/hr-ft <sup>2</sup> ·°F fixed, 0.20 operable, and 0.24 door
Acoustic performance		Up to 43 STC and 34 OITC
Air tightness		Up to 0.04 cfm/ft <sup>2</sup>
Water tightness		Up to 12.11 psf
AAMA Rating		AW PG120 fixed window, R PG15 swing door, and CW PG50 terrace door
TAS 202/203-94		DP +/-65 psf
TAS 201		Large Missile Impact




South Water Flats, Ontario, Canada  
Architect: Sketch Design Build  
Fabricator: Big Glass Openings



Hi-Finity



SlimPatio 68




ConceptPatio 155




# Sliding Systems



Brick City House, Colorado, USA  
Architect: Studio B Architecture + Interiors  
Photo: Raul Garcia



ConceptPatio 130



ConceptPatio 68



ConceptFolding 77

# Design & Performance

## Sliding & Folding Systems




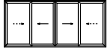
















DESIGN VARIANTS	Hi-Finity	SlimPatio	ConceptPatio		ConceptFolding	
		68	155	130	68	77
Functional	■	■	■	■	■	■
Slim Line	■	■	■	■		■
Single Rail		■				■
Multirail			■	■		
Motorized	■		■			
Zero threshold	■	■	■	■		■
Low threshold		■	■	■		■
Pocket		■	■	■	■	
Open corner	■	■	■	■	■	
Glass corner	■		■	■	■	
SAFETY VARIANTS						
Burglar proof	■	■	■	■	■	■
Hurricane resistant			■			
OVERALL SYSTEM DEPTH (STANDARD)						
Frame	Duo: 5 13/16" Trio: 9 3/16"	4 3/4"	6 1/8"	5 1/8"	2 11/16"	3 1/16"
Vent	Duo: 7 1/16" Trio: 11 1/8"	2 1/2"	2 11/16"	2 5/16"	1 5/8" 1 15/16"	3 1/16"
SUSTAINABILITY						
High insulation	■	■	■	■	■	■
Passive House Level	■					
Minergie Label	■		■			
Environmental Product Declaration	■		■	■	■	
ENERGY PERFORMANCE						
Insulation Double Pane (Uw-value ≥ ...)	0.28 Btu/hr-ft²·°F	0.28 Btu/hr-ft²·°F	0.27 Btu/hr-ft²·°F	0.33 Btu/hr-ft²·°F	0.29 Btu/hr-ft²·°F	0.34 Btu/hr-ft²·°F
Insulation Triple Pane (Uw-value ≥ ...)	0.20 Btu/hr-ft²·°F	0.23 Btu/hr-ft²·°F	0.22 Btu/hr-ft²·°F	0.27 Btu/hr-ft²·°F	0.24 Btu/hr-ft²·°F	0.16 Btu/hr-ft²·°F
Air tightness	0.07 cfm/ft²	0.08 cfm/ft²	0.16 cfm/ft²	0.09 cfm/ft²	0.15 cfm/ft²	0.10 cfm/ft²
Acoustic performance ASTM E90-09/1332	45 STC	40 STC	40 STC	37 STC	38 STC	45 STC
Acoustic performance ASTM E90-09/1332	37 OITC	33 OITC	35 OITC	33 OITC	OITC	38 OITC
Water tightness	12 psf	12 psf	12 psf	6 psf	12 psf	8 psf
AAMA Rating AAMA/WDMA/CSA 101/1S.2/A440, NAFS	AW PG60	CW PG60	AW PG60	LC PG40	CW PG60	SP PG55

\*Thermals based on simulations/testing to NFRC 102

available

# Opening Types

## Sliding & Folding Systems

OPENING TYPES	Hi-Finity	SlimPatio	ConceptPatio		ConceptFolding
		68	155	130	68
	<input checked="" type="checkbox"/>	<input checked="" type="checkbox"/>	<input checked="" type="checkbox"/>	<input checked="" type="checkbox"/>	<input checked="" type="checkbox"/>
	<input checked="" type="checkbox"/>		<input checked="" type="checkbox"/>	<input checked="" type="checkbox"/>	
	<input checked="" type="checkbox"/>	<input checked="" type="checkbox"/>	<input checked="" type="checkbox"/>	<input checked="" type="checkbox"/>	<input checked="" type="checkbox"/>
	<input checked="" type="checkbox"/>	<input checked="" type="checkbox"/>	<input checked="" type="checkbox"/>	<input checked="" type="checkbox"/>	<input checked="" type="checkbox"/>
	<input checked="" type="checkbox"/>	<input checked="" type="checkbox"/>	<input checked="" type="checkbox"/>	<input checked="" type="checkbox"/>	<input checked="" type="checkbox"/>
	<input checked="" type="checkbox"/>	<input checked="" type="checkbox"/>	<input checked="" type="checkbox"/>	<input checked="" type="checkbox"/>	<input checked="" type="checkbox"/>
			<input checked="" type="checkbox"/>	<input checked="" type="checkbox"/>	<input checked="" type="checkbox"/>
			<input checked="" type="checkbox"/>	<input checked="" type="checkbox"/>	
			<input checked="" type="checkbox"/>	<input checked="" type="checkbox"/>	<input checked="" type="checkbox"/>
			<input checked="" type="checkbox"/>	<input checked="" type="checkbox"/>	
			<input checked="" type="checkbox"/>	<input checked="" type="checkbox"/>	
			<input checked="" type="checkbox"/>	<input checked="" type="checkbox"/>	
			<input checked="" type="checkbox"/>	<input checked="" type="checkbox"/>	
			<input checked="" type="checkbox"/>	<input checked="" type="checkbox"/>	
			<input checked="" type="checkbox"/>	<input checked="" type="checkbox"/>	
			<input checked="" type="checkbox"/>	<input checked="" type="checkbox"/>	
			<input checked="" type="checkbox"/>	<input checked="" type="checkbox"/>	
	<input checked="" type="checkbox"/>		<input checked="" type="checkbox"/>	<input checked="" type="checkbox"/>	<input checked="" type="checkbox"/>
	<input checked="" type="checkbox"/>	<input checked="" type="checkbox"/>	<input checked="" type="checkbox"/>	<input checked="" type="checkbox"/>	
					<input checked="" type="checkbox"/>

# HiFinity

## Sliding Systems

### The infinite view

Enjoy an infinite view with ultimate performances! The ultra-slim design of the HiFinity sliding door creates large transparent surfaces with a light, sleek, and elegant appearance.

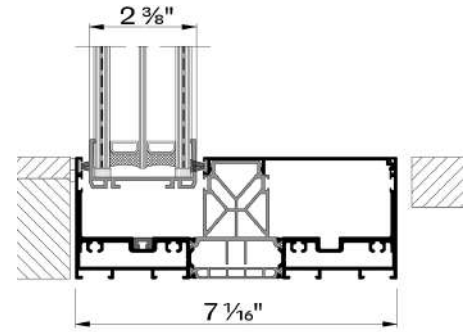
This sliding door seamlessly extends the building's interior to the outside with multiple threshold options- including a continuous floor finish.

Despite the minimal visual sidelines, the system's high strength allows HiFinity to carry the weight of a large sliding glass pane up to 1,650 lbs. Fixed panels up to 2,645 lbs.

This in combination with the high energy performance and the minimalistic look makes this product the best solution for low-energy contemporary architecture.






For an even higher comfort level, a concealed motor allows you to open the vents with the push of a button or by connecting the motor to your home automation system. This high-performance motor guarantees optimum convenience during use and is a safe and reliable solution.

HiFinity is an exclusive system only produced by certified fabricators.



TECHNICAL CHARACTERISTICS		Double glazing	Triple glazing	Floor/Profile Finish
Height	Built-in frame	2 11/16"   3 15/16"	2 11/16"   3 15/16"	same
Visible width / height	Vent	5/16"	3/8"	1 9/16" (bottom)
	Meeting section	1 3/8" (adjustable)	1 3/8" (adjustable)	same
	Meeting section 4 doors	2 5/8" (adjustable)	2 11/16" (adjustable)	same
Overall system depth	Frame	Duo Rail : 5 13/16" 3-Rail : 9 3/16"	Duo Rail : 7 1/16" 3-Rail : 11 1/8"	FF: 3/8" (bottom) PF: same
	Vent	1 3/4"	2 3/8"	same
	Maximal element height	13' 1 1/2"		
Maximal vent weight	660 lbs manual / 1,650 lbs motorized / 2,650 lbs fixed			
Glass thickness		17/16" - 11/2"	2 1/16" - 2 1/8"	same

### PERFORMANCES

 Thermal insulation per NFRC 102	Double	Uw-value down to 0.28 Btu/hr-ft <sup>2</sup> ·°F
	Triple	Uw-value down to 0.20 Btu/hr-ft <sup>2</sup> ·°F
 Acoustic performance		Up to 45 STC and 37 OITC
 Air tightness		Up to 0.07 cfm/ft <sup>2</sup>
 Water tightness		Up to 12 psf
 AAMA Rating		AW PG60



26 Carré Or, Principality of Monaco  
Architect: Alexandre Giraldi  
Photo: Array

# SlimPatio 68

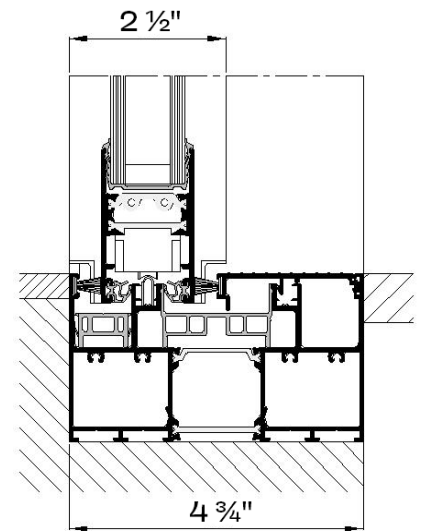
## Sliding Systems

### Open elegance

SlimPatio 68 is a highly insulated sliding system with slim profiles and a concealed frame that combines comfort with elegance. Thanks to the ultra-slim design, this sliding window allows for maximum natural light and provides an optimal panoramic view. The integrated innovative technologies guarantee ultimate performances regarding wind and water tightness and thermal insulation, meeting the highest standards

The sliding system SlimPatio 68 offers design freedom to create contemporary living spaces, combining ultimate brightness with maximum comfort.

This sliding system offers a wide range of opening possibilities: from elements that slide over 2- and 3-rail solutions, allowing you to open up to 6 leaves, over a very slim central closing option of only 2 15/16 inches wide, to a single- and double-rail pocket solution that allows you to slide the elements into the wall.



### TECHNICAL CHARACTERISTICS

		2-RAIL	3-RAIL
Visible width / height	Frame		0"
	Horizontal Vent		1 5/16"
	Vertical vent		1 5/16"
	Meeting section		1 5/16"
Overall system depth	Frame	4 3/4"	6 15/16"
	Vent		2 1/2"
Maximal vent height			8' 10 5/16"
Maximal vent weight			550 lbs
Rebate height			11/16"
Glass thickness			from 15/16" to 1 7/16"
Thermal insulation			1 1/4" and 1 7/16" fiberglass reinforced polyamide strips
Glazing			EPDM, according to the envelop-principle

### PERFORMANCES

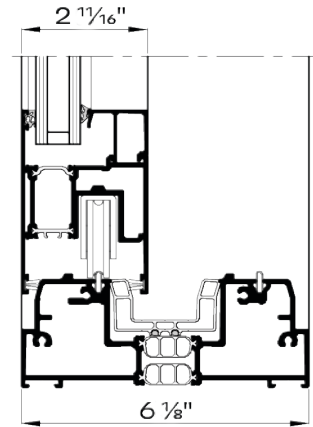
Thermal insulation per NFRC 102	Double	Uw-value down to 0.28 Btu/hr-ft <sup>2</sup> ·°F
	Triple	Uw-value down to 0.23 Btu/hr-ft <sup>2</sup> ·°F
Acoustic performance		Up to 40 STC and 33 OITC
Air tightness		Up to 0.08 cfm/ft <sup>2</sup>
Water tightness		Up to 9 psf
AAMA Rating		CW PG60



Palazzo Arba, Genoa, Italy  
Architect: Federico Nardelli - Maurizio Maggiali  
Photo: Piero Annoni

# ConceptPatio 155

## Sliding Systems



### Sophistication for quality and insulation

ConceptPatio 155-LS is a premium insulating lift-slide system designed to create maximal opening elements combined with increased comfort. The system perfectly links up to the ConceptSystem 77 series.

With the Slim Chicane variant, we introduced a sliding window with a meeting section of only 1 15/16 inch width, which transforms our ConceptPatio 155-LS into a modern design and makes it an elegant system, ready to meet today's trends.

The system can be upgraded to High Insulation (HI) to achieve even better insulation values, which makes the system suitable for low-energy buildings.

ConceptPatio 155-LS is available with various opening possibilities, including open / glass corner, pocket, and the low and zero threshold option offers a solution to improve the building's accessibility. Optional automatic opening solutions guarantee maximum comfort.







The lift-slide system allows the creation of glazed doors with extreme dimensions and weights up to 880 lbs. Monorail allows up to 3,300 lbs for fixed panels. Additionally, to help protect your building from debris and strong winds in hurricane-prone regions, CP 155-LS is tested to the 7th Edition (2020) Florida Building Code.



### TECHNICAL CHARACTERISTICS

		LIFT-SLIDE
Visible width / height	Frame	1 15/16" - 2 3/8"
	Vent	4"
	Meeting section	1 15/16"   4 1/2"
Overall system depth	Frame	6 1/8"
	Vent	2 11/16"
Rebate height		1"
Glass thickness		up to 2 1/16"

### PERFORMANCES

 Thermal insulation per NFRC 102	Double	Uw-value down to 0.27 Btu/hr-ft <sup>2</sup> ·°F
	Triple	Uw-value down to 0.22 Btu/hr-ft <sup>2</sup> ·°F
 Acoustic performance		Up to 43 STC and 37 OITC
 Air tightness		Up to 0.03 cfm/ft <sup>2</sup>
 Water tightness		Up to 12 psf
 AAMA Rating		AW PG60
 TAS 202/203-94 TAS 201		DP +/-65 psf and 12 psf water with standard threshold Large Missile Impact

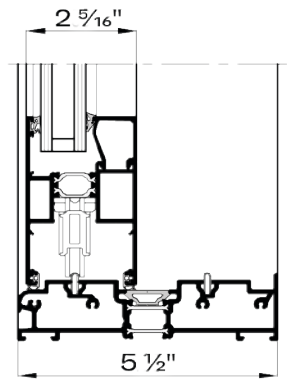




Bunkowski Residence, New Mexico, USA  
Architect: Hoopes & Associates  
Photo: Daniel Nadelbach

# ConceptPatio 130


## Sliding Systems






### Aesthetic functionality

ConceptPatio 130-LS is a highly insulated lift-slide system, which meets the highest requirements regarding insulation, stability, and safety. ConceptPatio 130 is available with various opening possibilities, and the low and zero threshold option offers a solution to improve the building's accessibility. The open corner and pocket solution make it possible to open up spaces without any fixed corner element, creating a perfect and clear continuity between the indoor and outdoor spaces. This makes it ideal for rooms with a view.

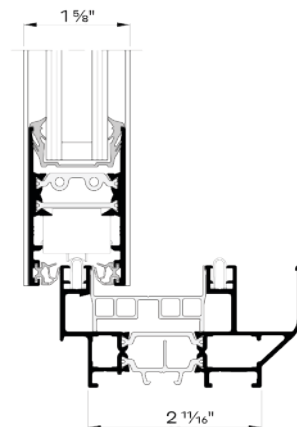
This robust system allows the construction of large and stable sliding windows and doors with a vent weight of up to 660 lbs. It also offers an aesthetical slimline middle section. Additionally, it can comply with burglar resistance class 2, offering a safe and secure solution.



TECHNICAL CHARACTERISTICS		LIFT-SLIDE
Visible width / height	Frame	1 1/8"   1 3/8"   1 9/16"
	Vent	3 7/8"
	Meeting	1 15/16"   2 11/16"   3 7/8"
	T-profile	From 3" till 4 1/2"
Overall system depth	Frame	5 1/2" - 8 1/4"
	Vent	2 5/16"
Rebate height		1"
Glass thickness		up to 1 11/16"
Max sash weight		660 lbs
Max sash height		8' 10 5/16"
PERFORMANCES		
 Thermal insulation per NFRC 102	Double	Uw-value down to 0.33 Btu/hr-ft <sup>2</sup> °F
	Triple	Uw-value down to 0.25 Btu/hr-ft <sup>2</sup> °F
 Acoustic performance		Up to 37 STC and 33 OITC
 Air tightness		Up to 0.06 cfm/ft <sup>2</sup>
 Water tightness		Up to 6 psf
 AAMA Rating		AW PG40

# ConceptPatio 68

## Sliding Systems



### Style, security, and performance

ConceptPatio 68 is a highly-insulated sliding system that combines elegance with performance and security. This unique sliding system is characterised by its slim profiles, allowing the integration of large windows and doors for maximum views, in combination with burglary resistance class RC2. The integrated innovative technologies guarantee ultimate performances with regard to wind and water tightness and thermal insulation, meeting with the highest standards.






The sliding system ConceptPatio 68 offers you all design freedom to create contemporary living spaces, combining ultimate brightness with maximum comfort and security.



### TECHNICAL CHARACTERISTICS

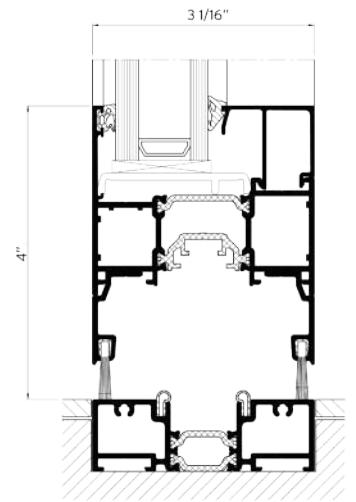
		SLIDE
Visible width	Frame / Vent	4 5/16"
	Meeting section	1 5/16"
Overall system depth	Frame	2 11/16"   4 7/8"
	Vent	1 5/8"
Maximal vent height		8' 2 7/16"
Maximal vent weight		440 lbs
Rebate height		11/16"
Glass thickness		1 1/8"   1 7/16"
Glazing method		with EPDM in accordance with the envelope principle
Thermal insulation		1 1/4" and 1 7/16" fiberglass reinforced polyamide strips

### PERFORMANCES

 Thermal insulation per NFRC 102	Double	Uw-value down to 0.29 Btu/hr-ft <sup>2</sup> ·°F
	Triple	Uw-value down to 0.24 Btu/hr-ft <sup>2</sup> ·°F
 Acoustic performance		Up to 38 STC
 Air tightness		Up to 0.15 cfm/ft <sup>2</sup>
 Water tightness		Up to 12 psf
 AAMA Rating		CW PG60

# ConceptFolding 77

## Folding Systems



### Invite nature into your building

ConceptFolding 77 combines high insulation and comfort with maximal transparency and aesthetics. It allows for large and heavy glass panes to really open up the space, while assuring optimal insulation.

This high performance system offers different opening types, both inward and outward, to meet all possible requirements. Apart from the standard folding elements, it can feature a main door principle, in which the first leaf is used as an entrance door without affecting the other folding leaves.

ConceptFolding 77 is available in 4 different threshold solutions, from high performance to low and even flush thresholds, in order to perfectly match all comfort and aesthetic requirements. Additionally, the concept can be perfectly combined with the concept systems for windows, doors and curtain walls.

The ConceptFolding 77 is available in a functional and an SL variant, which features a slimmer visible profile width.



TECHNICAL CHARACTERISTICS	FUNCTIONAL	SLIMLINE
Visible frame / threshold	0   11/16"   15/8"   2 1/4"   3 1/4"	0   1"
Visible vent width	2 5/8"	2 3/16"
Visible vent - vent width	5 11/16"	4 13/16"
System depth	3 1/16"	3 1/16"
Max vent size	3' 11 1/4" x 9' 10 1/8"	3' 11 1/4" x 9' 10 1/8"
Max vent weight	260 lbs	260 lbs
Rebate height	1"	1"
Max glass thickness	2 1/2"	1 3/4"


PERFORMANCES		
Thermal insulation per NFRC 102	Double	Uw-value down to 0.34 Btu/hr-ft <sup>2</sup> ·°F
	Triple	Uw-value down to 0.27 Btu/hr-ft <sup>2</sup> ·°F
Acoustic performance		Up to 45 STC and 38 OITC
Air tightness		Up to 0.1 cfm/ft <sup>2</sup>
Water tightness		Up to 8 psf with large threshold
AAMA Rating		SP PG55



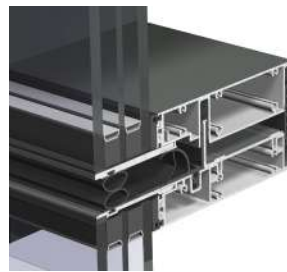
Modern Prairie House, California, USA  
Architect: Chad Overway  
Photo: Andrew Beneze



The Jackson, New York, USA  
Architect: Fogarty Finger  
Photo: Alexander Severin



ConceptWall 50



ElementFaçade 7

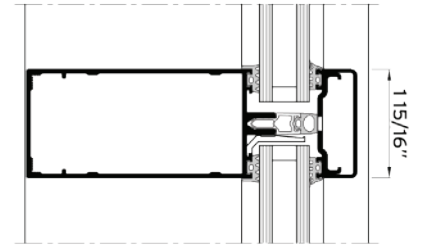
# Curtain Walls



MasterWall

# ConceptWall 50

## Curtain Walls

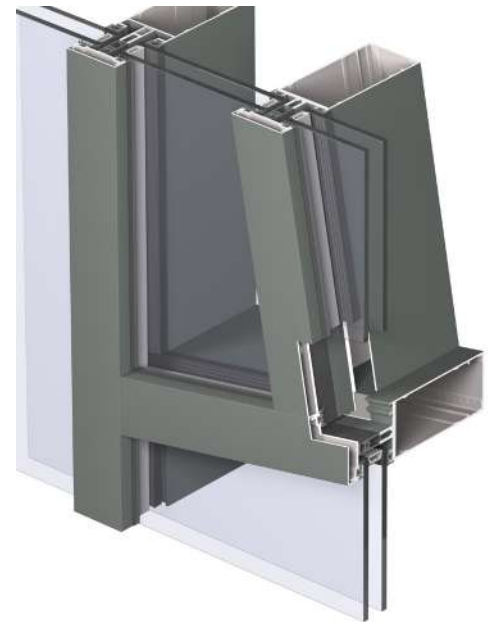


### Unlimited creative freedom and maximum entrance of light

Concept Wall 50 is a façade and roof system that offers unlimited design freedom and allows maximum transparency. Innovative solutions contribute towards the tendency of big, heavy, and high insulated glass panes. It supports glass panes up to 1,540 lbs in various glass configurations. Even more glass weight can be offered in custom solutions.

The system is available in several designs and glazing variants but also includes different technical variants to comply with specified levels of thermal insulation down to  $U_w = 0.14 \text{ Btu/hr}\cdot\text{ft}^2\cdot^\circ\text{F}$ .

The design variants offer solutions for both the exterior and the interior of the building. The glazing variants range from using standard pressure plates to structurally glazed and structurally clamped solutions.



### PERFORMANCES

Thermal insulation per NFRC 102	Double	$U_w$ -value down to $0.23 \text{ Btu/hr}\cdot\text{ft}^2\cdot^\circ\text{F}$
	Triple	$U_w$ -value down to $0.14 \text{ Btu/hr}\cdot\text{ft}^2\cdot^\circ\text{F}$
Acoustic performance		Up to 41 STC and 35 OITC
Air tightness		Up to $0.02 \text{ cfm/ft}^2$
Water tightness		Up to 15 psf
AAMA Rating		90 Structural Overload





**TECHNICAL CHARACTERISTICS**

**FUNCTIONAL**

**HIGH INSULATION**

Inside visible width

1 15/16"

1 15/16"

Outside visible width


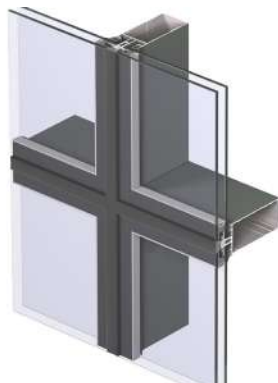
1 15/16"

1 15/16"

Glass thickness

from 1/4" to 2 3/8"

from 7/8" to 2 3/8"



**TECHNICAL CHARACTERISTICS**

**STRUCTURAL CLAMPED**

**STRUCTURAL GLAZED**

Inside visible width

1 15/16"

1 15/16" | 88 mm

Outside visible width

joint: 13/16"

EPDM gasket (width 1 1/16")

Glass thickness

from 1 1/16" to 2 1/2"

from 15/16" to 1 7/16"



**TECHNICAL CHARACTERISTICS**

**TRANSOM-TRANSOM**

**SLIMLINE**

Inside visible width

1 15/16"

9/16" | 1 15/16"

Outside visible width

1 15/16"

1 15/16"

Glass thickness

from 1/4" to 2 1/2"

from 1/4" to 2 3/8"

# ElementFaçade 7

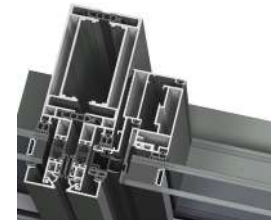

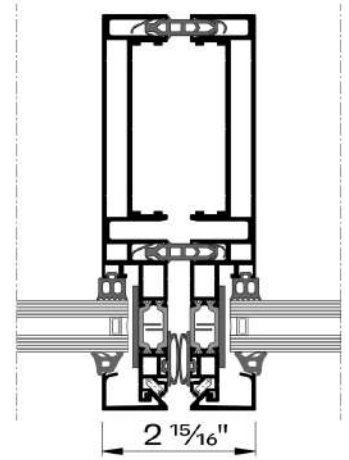
## Curtain Walls

### The element that builds the future

Whether it be a skyscraper in a city, an office building with an exceptional architectural look, or a renovation of a residential high-rise: every urban development project searches for products that make it stand out. At the same time, these projects aim to move fast and remain within the budget linked to standard products. In search of that ultimate combination, we dug deeper and came up with a remarkable result with exceptional performances.

With ElementFaçade 7, we provide you with an off-the-shelf product answer. This element façade is a tested and certified solution that meets a high level of architectural imagination. Should your project require a customized solution, our experts can help you to tailor it exactly to your needs. Its future-proof performance values also allow to further increase the height of façades, whilst meeting the strictest thermal and acoustic insulation - as well as sustainability requirements.

ElementFaçade 7 can also be combined with our opening elements range. Top hung or POW windows or inward opening hidden vents are all easily integrated.



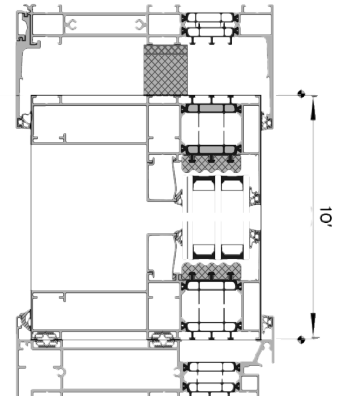
TECHNICAL CHARACTERISTICS	FUNCTIONAL	STRUCTURAL GLAZED	OPENING ELEMENTS
Max. dimensions W x H	8' 10 5/16" x 12' 1 11/16"	8' 10 5/16" x 12' 1 11/16"	6' 6 3/4"   8' 2 7/16"
Interior visible width	2 15/16"	2 15/16"	2 5/16"
Exterior visible width	2 15/16"	7/16" joint between glass	2 5/16" (Fu) 13/16" joint (SG)
Glass thickness	From 1" to 2 1/2"	From 1 7/16" to 2 3/8"	From 7/8" to 2 7/16"
Glass weight	660 lbs	660 lbs	n/a
Element weight	1,540 lbs	1,540 lbs	390 lbs
Types of vent	All Reynaers systems, awning window, & POW window	All Reynaers systems, awning window, & POW window	Awning & parallel opening window

PERFORMANCES		
Thermal insulation per NFRC 102	Double	Uw-value down to 0.29 Btu/hr-ft <sup>2</sup> ·°F
	Triple	Uw-value down to 0.17 Btu/hr-ft <sup>2</sup> ·°F
Acoustic performance		Up to 48 STC and 43 OITC
Air tightness		pending
Water tightness		pending
AAMA Rating		pending



# MasterWall

## Window Walls



### The window wall that reaches for the sky

MasterWall builds on the robust MasterLine 8 windows and doors platform providing exceptional weather sealing performances, fabrication efficiency, and - last but not least - design freedom. With all the profile options that the MasterWall product offers, any different expression of the façade is possible with the standard product: punched openings, horizontal or vertical accentuation, or hybrid walls.

With the MasterWall system, you are ensured of a solution for high-rise projects with performances ready for today and tomorrow that can be both produced and installed effectively and efficiently.

The performances required for contemporary buildings demand robustness from its joinery. The pre-frame profile design gives an additional margin to address the building's live load up. The infills can be made to fit the pre-frames with more narrow tolerances. This precise work can be completed in the comfort of the workshop: meaning all the tools and manpower are readily available, and fabrication, transport, and installation can all be organized to suit your schedule.






A wide variety of opening types can be chosen from the MasterLine 8 portfolio: including which in- and outside opening elements, balcony doors, and hidden vents best fit the project's needs. Next to the window and door opening types, the system is also able to incorporate sliding doors.




**TECHNICAL CHARACTERISTICS**


Inside visible width	2 15/16"
Outside visible width	2 15/16"
Inertia mullions (lx: wind load)	from 225 cm <sup>4</sup> to 514 cm <sup>4</sup>
Max. vent dimensions W x H	8' 10 5/16" x 12' 1 11/16"
Glass thickness	from 1/2" to 2 1/2"
Glazing method	dry glazing with EPDM or neutral silicones

**PERFORMANCES**

 Thermal insulation per NFRC 102	Double	Uw-value down to 0.23 Btu/hr-ft <sup>2</sup> ·°F
	Triple	Uw-value down to 0.16 Btu/hr-ft <sup>2</sup> ·°F
 Acoustic performance		Up to 50 STC and 44 OITC
 Air tightness		pending
 Water tightness		15 psf - pending test results
 AAMA Rating		AW PG50 - pending test results



The Rheingold, New York, USA  
Architect: ODA  
Photo: Lester Ali



Sun Shading



Screens

# Complementary Systems



COMPLEMENTARY SYSTEMS



Balustrades

# SunShading

## Complementary Systems

### Complete shading solution


Reynaers Aluminium's sun shading systems, BriseSoleil, are designed to provide an aesthetic and efficient shading solution to almost any new and existing building.

They are offered both standard or bespoke solutions. Sun shading is the generic term for a system of louvers that, when fitted to the external façade of a building, protect against solar heat and glare. This helps architects and investors to reach their sustainability goals and attain certificates like BREAM and LEED for their building.



#### TECHNICAL CHARACTERISTICS

	BS 100 PRE-ASSEMBLED FRAME	BS 100 FIXED LOUVRE	BS 100 MOVABLE LOUVRE
Shape louvres	ellipse	ellipse	ellipse
Size louvres	5 1/2"   7 1/16"	from 4 3/4" to 1' 3 3/4"	from 4 3/4" to 1' 3 3/4"
(Fixed) angle	45°	0°   15°   30°   45°   60°   75°   90°	variable
Walkway application	yes	yes	yes




#### TECHNICAL CHARACTERISTICS

	BS 100 LOUVRE GRIP	BS 100 GLASS LOUVRES	BS 30 FRAME SYSTEM
Shape louvres	ellipse	hardened glass	z-shaped
Size louvres	7 7/8"   9 13/16"   11 13/16"	1' 2 7/16" x 3 3/8"   1/2"   9/16"   11/16"	3 9/16" wide x 2 3/8" high
(Fixed) angle	0°   15°   30°   45°	0°   15°   30°   45°   60°   75°   90° and variable	yes
Walkway application	no	yes	yes



# Screens

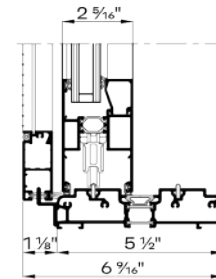
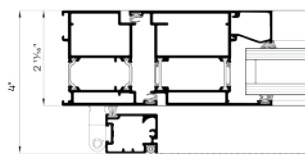
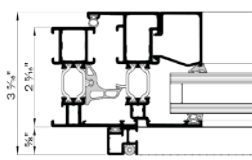
## Complementary Systems



### Keep out insects

Our wire screen system, Mosquito, is mounted onto a window, door, or sliding door, which keeps out insects with minimal interference of the view outside. The insect screen concept allows the windows, doors, or sliding doors to be opened or closed without taking out the system. For the sliding insect screen, the rail is situated above or at the bottom of the door, assuring optimal comfort.

The Mosquito system is an add-on system compatible with all Reynaers Aluminium window, door, and sliding door systems and, also, systems from other system suppliers, even nonaluminum windows like wood and PVC.



### TECHNICAL CHARACTERISTICS

System depth

#### WINDOWS

9/16" | 7/8"

#### DOORS

1 1/8"

#### SLIDING SYSTEMS

1 1/8"

Corners

pre-formed synthetic supporting corner pieces or aluminum clampable corner.

pneumatically crimped aluminum corner or aluminium clampable corner.

pneumatically crimped aluminum corner or aluminium clampable corner.



# Balustrades


## Complementary Systems

### Ensured safety

Reynaers Balustrades are available to provide additional safety to its systems. All of them are tested under the supervision of independent notified bodies and/or in renowned test centers according to the most stringent European standards.

To match your style perfectly, the balustrades are available in multiple styles. Besides the traditional set-up of a standalone balustrade with aluminum profiles, ReynaersBalustrade 10 can also be combined with panels, like multilayered glass, plexiglass, or acrylic sheets.

The ReynaersBalustrade Glass is an add-on system that is completely transparent so it does not obstruct the view. The Integrated Glass Balustrade is the ultimate minimalistic solution, seamlessly integrated into the window system. Both of these systems allow you to safely open windows and doors- even without the presence of a balcony.



TECHNICAL CHARACTERISTICS	STANDARD	GLASS	INTEGRATED GLASS
Max glass thickness	9/16"   7/8"	13/16"	Profile dependant
Compatible with	Standalone	All systems wide enough to fully support the vertical profiles.	MasterLine 8
Standards	STS 54 NEN 6702 NF P01-013 Polish system approval	EN 13049 NEN-EN-1991-1-1	EN 13049 NEN-EN-1991-1-1



Multi-functional Building Leskova  
Architect: Bobek - Javorka  
Fabricators: Tatraspol J

Flying Star Residence, Montana, USA  
Architect: Design Partnership  
Photo: Andrew Beneze

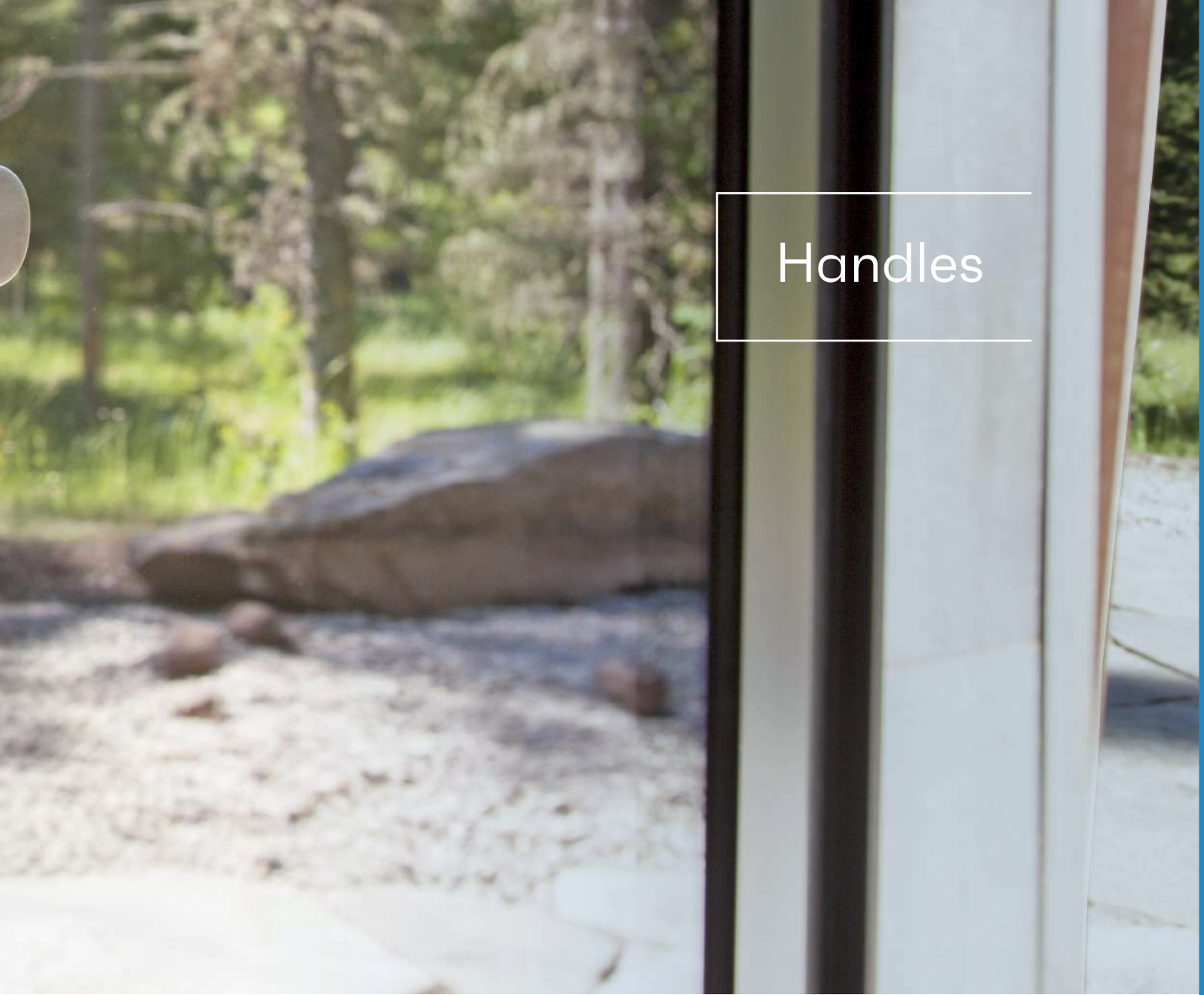


Touch



Horizon

# Handles



HANDLES



Purity



DoorPulls



# Touch

## Handles

### Contemporary & Versatile

Style and quality are combined in Touch, Reynaers' new trendsetting range of design hardware. Touch is sleek, elegant, and slim hardware, suitable for windows, doors, sliding, and folding doors. It is even suitable for use on wood interior doors.

The sleek design fits perfectly into modern homes but also provides a stylish contrast in renovations. Touch is available in all RAL colors: matt, textured, or anodized. A handle in the same color as the frame of the window or door is also possible.

#### TECHNICAL CHARACTERISTICS

##### HANDLES WITH A 90° CLICK

Windows



##### HANDLES WITH RETURN SPRING

Doors



##### HANDLES WITH A 90° CLICK

Lift-Slide doors



#### FEATURES

Surface treatment	anodized or powder coated
Colors	all RAL colours available
Uses	doors, inward opening windows and sliding + lift-sliding doors

# Horizon

## Handles



### Looking for new horizons

The ultimate goal of almost everyone when building or renovating. Horizon handles merge, almost invisibly, into a window. As a result, they fit perfectly into every possible architectural style.

Horizon handles can either be anodized or powder-coated in one of our 400+ RAL-colours.

#### TECHNICAL CHARACTERISTICS

##### HANDLES WITH A 90° CLICK

Windows



A handle with a short cover plate and long grip

##### HANDLES WITH RETURN SPRING

Doors



A handle with a long cover plate or a short cover with cylinder cover and a long grip. Ideal for roll down shutters.

A handle with a long or short cover plate and a long grip. A cylinder cover is also available.

##### HANDLES WITH A 90° CLICK

Lift-Slide doors



A handle with a long cover plate and a long grip.



A flush cup handle.

#### FEATURES

Surface treatment

anodized or powder coated

Colors

available in all RAL colours

Uses

doors, sliding doors, inward opening windows (side hung, bottom hung, turn-tilt, tilt-turn)

# Purity

## Handles



Iron Horse, Montana, USA  
 Architect: Albus Design  
 Photo: Andrew Benz

### Exclusive & Elegant Design

For people who desire ultimate design, a unique Reynaers Aluminium handle series is created, called Purity. This series combines next-generation material and mechanical properties with the superior Italian design abilities of designer Leo De Carlo. The Purity range is suited for all Reynaers Aluminium windows, doors, and sliding doors.

The Purity handles are available in four standard colors (Sapphire Black, Eclipse, Moonlight White, and Lithium). But Purity is much more than just a great design. The combination of the material and its surface treatment makes the handles non-corrosive, hypoallergenic, and 100% recyclable.

#### TECHNICAL CHARACTERISTICS

Window

DESIGN



COMFORT



Door

DESIGN



COMFORT



Lift-Slide door

DESIGN



COMFORT



Offset

DESIGN



COMFORT



Reduced

DOOR



WINDOW



Options

CYLINDER COVER



SAFETY







Private House, Vosselaar, Belgium  
Architect: Peter Beirinckx



# DoorPulls

## Handles

### A Great First Impression

A door pull can make all the difference for your entrance doors. It plays a crucial part in the first impression you have before entering the building. You can select from a wide range of door pulls in many design variations, making it easy to find the one that best fits the character of your project.

Short or long, thick or thin, round or square, we have them in every imaginable finish. The system design makes it possible to easily adjust the full door height profiles to the required length, considerably reducing the delivery times compared to bespoke solutions.

### TECHNICAL CHARACTERISTICS

Doors



Sliding doors





AVALON @ Reynaers HQ, Duffel, Belgium  
Virtual Reality Room for project visualisation.



# Activities & Services

# High quality, innovative products

## Research & Development

Reynaers Aluminium puts enormous investment into research and development to maintain its position at the forefront of the industry. We work closely with architects and building contractors all over the world, developing systems and solutions for total facade construction – from the design concept through to manufacturing and installation.

Reynaers Aluminium's high-performance window, door, and curtain wall systems are developed to enhance the energy-efficiency, design, comfort, and safety of buildings.

In the development stage, we follow 4 key innovation drivers:



### Sustainability

Energy efficiency :  
thermal insulation,  
sunscreening, solar,  
cradle-to-cradle,  
green labels



### Safety

burglar proof,  
fire proof, bullet proof,  
smoke evacuation, blast  
resistance,  
hurricane proof,  
earth quake proof



### Comfort

interior climate,  
acoustic insulation,  
integration of systems in  
floors, daylight, domotics,  
water-tightness



### Design

transparency:  
large glass panes,  
slim profiles,  
full glass panes, clean  
details

## Quality management

Reynaers Aluminium aims to continue to be valued by its partners ten years from now. Customer satisfaction and quality assurance are closely linked, so both are high on our list of priorities. Together with our suppliers, we endeavor to guarantee permanent high quality.

### ISO 9001:2008 certification: proves permanent quality control



Striving for quality is no empty slogan at Reynaers Aluminium. We permanently and systematically update our quality control as proven by our ISO 9001: 2008 certification. In order to acquire and maintain this certification, our departments responsible for the design, production, and delivery of all our products and services are regularly inspected.

### Qualicoat guarantees top-quality lacquer work



All our lacquering partners bear the European Qualicoat quality label, which implies that they meet specific requirements concerning seals, service life, UV-resistance, discoloration, etc., representing the best possible guarantee for the quality of the lacquer work.

### Qualanod guarantees optimal anodisation



All our anodizing suppliers bear the European Qualanod quality label and consequently meet specific requirements with respect to seals, service life, UV-resistance, discoloration, etc., representing the best guarantee for the quality of the anodization.



# United States Limited Warranty

Subject to the terms of this limited warranty, Reynaers Inc. (“Reynaers”) warrants that all windows and doors produced by Reynaers will be free of any defects which would impair the use and operation of the systems supplied. This limited warranty is valid only if the systems have been installed by a Reynaers authorized dealer (a “Customer”) or otherwise by a Reynaers acknowledged installer, the Reynaers Operation, Care & Maintenance Manual has been complied with and all other terms and conditions outlined in this limited warranty have been complied with.

## Painting and Anodizing

Subject to the terms of this limited warranty, Reynaers warrants that aluminum parts treated by Reynaers will not have any detachments, flaking, blisters, discoloring, and/or loss of gloss exceeding predefined tolerances (e.g. AAMA 2603, 2604, 2605).

- Painted & anodized finishes: Limited three (3) year warranty against corrosion – unless within 3 miles of saltwater, then a Limited one (1) year warranty applies
- Pre Ano Painted finish: Limited ten (10) year warranty against corrosion.
- The paintwork warranty can be extended under specific conditions. These conditions can be obtained from Reynaers Aluminium.

This limited warranty covers the cost of labor and material to repaint the affected aluminum areas at the site where the product is located.

In the case of corrosive atmospheres, a prior agreement must have been reached with Reynaers regarding the surface treatment process.

## Insulated Glass

Subject to the terms of this limited warranty, Reynaers warrants that all glass delivered by Reynaers is free of obstructions between the glass (debris, distortions, discoloration, fingerprints, scratches, ...). Reynaers defers to ASTM Glass Inspection Criteria for acceptable ranges.

- Defective glass: Limited ten (10) year warranty; if the glass is deemed defective, Reynaers will supply replacement glass to the Customer for units 60 sq ft or less;
- Laminated glass: Limited three (3) year warranty; if the glass is deemed defective, Reynaers will supply replacement glass.

## Hardware and Accessories

Subject to the terms of this limited warranty, Reynaers warrants that hardware and accessories delivered by Reynaers will be free of any defects, in both material and craftsmanship.

- Properties, functionality, and design: Limited five (5) year warranty;
- Wearing parts (but only if used normally and reasonably): Limited two (2) year warranty.



## Extent of the Warranty

If this limited warranty applies, then repairs on-site and re-delivery of faulty products delivered by Reynaers are not included.

*All details are specified on our website*

[www.reynaers.us/en-US/architects/reynaers-aluminium-united-states-limited-warranty](http://www.reynaers.us/en-US/architects/reynaers-aluminium-united-states-limited-warranty)

# Endless colors & finishes

## Colors & finishing

For the surface treatment of the profiles, we collaborate with selected painting companies that strictly adhere to our standards and regulations. Reynaers Aluminium can provide you with different treatments and finishes, depending on your taste and the building environment:

- **Powder coating:**

Suitable for all environments, except mild-aggressive and aggressive conditions. Available in large color variations, and has different shine and finishing possibilities. UV-resistant powder coating provides a durable surface treatment to reduce maintenance and protects against corrosion. Moreover, powder coating is an environmentally friendly way to paint your windows and doors which excludes the use of Volatile Organic Compounds (VOCs) and requires less energy than many other surface treatments. Reynaers offers the following ranges of AAMA finishes:

- **AAMA 2603** (Qualicoat class I) - Available in all RAL colors
- **AAMA 2604** (Qualicoat class II) - Available in a wide range of RAL colors, including our standard colors and a series of colors that give an anodized look to your profiles
- **AAMA 2605** (Qualicoat class III) - Hyper durable colors that are available in seven standard colors

- **Pre-anodization and powder coating:**

Pre-anodization for aggressive environments (Coastal area < 1 mile, swimming pool, rivers, ...) or Seaside treatment for mild aggressive environments (Coastal area 1-6 miles, railways, ...) gives the finish increased corrosion resistance. Available in large color variations and has different shine and finishing possibilities.

- **Anodization:**

Suitable for all environments, the layer thickness is adjusted for aggressive environments. Available in a dozen different colors spanning from natural, champagne, bronze, and black. It preserves the natural look of aluminum and has an extremely long life span. Anodized profiles are UV-resistant, environmentally friendly, do not chip or peel, and can be cleaned with only the use of water and mild soap. Reynaers offers the following ranges of AAMA anodized finishes:

- **AAMA 611** (Class I) - Available in all 12 of our anodized colors. A high-performance finish for buildings that must withstand continuous outdoor exposure.



## Reynaers Color Wall

The Reynaers Color Wall facilitates the selection of the right color and surface treatment. The color wall includes a variety of available colors and finishes ranging from metallic or anodized, ano-look, matt or gloss RALcolors, or even special low maintenance and scratch resistant Coatex finish.

We welcome you to Reynaers Inc. to experience the colors, along with our products and innovations in full interactivity first hand. Contact your Reynaers Aluminium representative to arrange a visit.



# Custom solutions

## Reynaers Aluminium Consult & Project Team

“I have a dream...” Almost everything starts with a dream, a vision. With imagination, enthusiasm, and a little help from Reynaers Aluminium, your idea becomes a project that will soon become a reality.

As Reynaers Aluminium opens the window on the world, we plan to be there for you not only this year but during the years to come.


We, Reynaers Aluminium, consultants, engineers, and technicians are your professional partners, and we can create a special design. We will support you every step of the way, and we will help you bring your projects to life.

## Custom solutions tested and approved


New projects need suitable solutions. That’s why we will even develop new products for you. Do you need a new profile, a unique design, and different specifications in one of your upcoming projects?

Illustrative in this respect is the Heathrow and Gatwick airports project, where special product teams were assigned the task of designing concepts into reality.

All our products’ standard measurements are tested and certified. But every so often, you will plan a module not covered by standard measurements or that has to meet special requirements. After agreement, Reynaers Aluminium can carry out the design for you and test it for wind resistance, water tightness, and stability.



# Digital services along the value chain



**The Quad** - Malta  
Developer: Tumas Group and GASAN  
Architect: DeMicoli & Associates

## AVALON

Avalon, the Virtual Reality Room at the Reynaers Campus in Belgium, lets you visit future buildings through a shared virtual reality experience. Imagine walking into a building that is still in the design phase. Together with your project partners, you can navigate through different spaces and review any design aspects by adjusting dimensions of the rooms or building elements and change the colors and materials. This powerful tool radically changes the way the design of a building is evaluated and visualized.

### For who?

The Avalon VR Room creates an ideal environment for joint experience and collaboration between architects, investors, contractors, and Reynaers experts. You can bring together the different stakeholders of your project for a virtual visit and 3D-evaluation of buildings and solutions.

### What can Avalon do for you and your project?

Avalon turns your architectural 3D-model (Revit, Archicad, Sketchup, Navisworks, ...) into a virtual model you can step into, enabling you to review all kinds of design and technical aspects from inside or around the building. A dedicated model of both a high-rise office building and private house is created to exchange, configure, and experience Reynaers products. Changes to the model can be made in realtime, allowing you and the customer to evaluate the different options most realistically and improving the decision-making process.

## BIM

Building Information Modelling (BIM) is used to design and document building and infrastructure designs through the different phases of a project: from conception up to demolition or even reuse. In every phase, another combination of stakeholders will be involved, each with their own wishes and expectations.

### Why BIM?

At Reynaers Aluminium, BIM has proven its added value in many projects. Some of the most important advantages of using BIM are

- Comprehensible translation of our product range
- Involvement in an early stage
- Clash detection: saving money and time
- Providing helpful information during operation and maintenance
- Way of documenting everything in one central place
- Collaboration tool

Reynaers Aluminium offers a variety of BIM models in different levels of graphic detail and data depth, so an architect, fabricator, or any other building professional is able to calculate and simulate virtually every aspect of the building when needed:

- We offer standard BIM models, useful for a correct visualisation of the outlines of our products.
- For architects we offer more detail, so they can choose the right opening type, divisions and glass, and include the correct metadata for that specific configuration.
- We also have a BIM module linked to ReynaPro calculation software, so models can be generated directly from this tool.
- And finally, in case you want the highest level of detail in your BIM models, we also offer a custom service, which provides you with the exact configurations tailored to your project, even for non-standard solutions.



### Automation Center

Reynaers Aluminium offers a full range of automation solutions to the customer through dedicated partnerships. Every stage of the production process can be optimized using a fine-tuned combination of the right experience and expertise, state-of-the-art machinery, the most recent technologies, and an optimized link with our software ReynaPro and ReynaFlow.

In this way, the fabricator gets the opportunity to produce most efficiently, reduce costs, and increase profitability.

To achieve this, we select the best performing and most suitable solution for every operation on our profiles. For most operations, conventional tooling is available. This is the first step to increase efficiency and quality.

# Solid marketing tools

## Communication

Reynaers Aluminium develops customized technical and marketing tools to provide solutions for our partners with all the means to work as well and efficiently as possible.

### A large range of tools and services is at our customers' disposal:


- Corporate website: [www.reynaers.us](http://www.reynaers.us)
- Point of Sales material
- Product brochures
- Corporate brochures
- Reference book
- Demo assembly movies on dedicated training channel
- Presence at tradeshow
- AIA Continuing Education courses



## Customer portal

On Reynaers Aluminium's Customer Portal, fabricators and dealers can access up-to-date technical documentation and commercial information. All information is grouped into categories and easily accessible through a dashboard on the homepage. The customer portal is the central location for all digital Reynaers services.

- **Product information:** Easy access to catalogs, article information, and hardware drawings. Thanks to the integrated notifications feature, users are instantly informed whenever a new version of a document becomes available.
- **Tools:** Calculation and configuration tools can be found here, such as the color code calculator, our U-tool, and Statica and Profical websites.




## Memberships

Reynaers Aluminium is a proud member of AIA, National Fenestration Rating Council, Fenestration Glazing Industry Alliance, American Architectural Manufacturers Association, and the National Glass Association.



- **Machines:** All machines are available for order through Reynaers Aluminium.
- **Software:** All software solutions for our customers: Electronic Ordering System (EOS), ReynaPro, ReynaFlow, and more.
- **Order website:** Access to the order website, where customers can find an overview of all running orders and invoices.



# Hands-on training & support

## Training Center

At Reynaers Aluminium, we endorse the importance of qualitative production and installation for the long-term performance of our aluminum systems. That is why we maintain daily contacts with a strong international network of professional manufacturers and designers and why we advise and train our customers.

We organize numerous training sessions to teach our customers the necessary skills, enabling them to provide their customers with high-quality service. Our practical training is made up of both standard and specialized courses (assembly and installation) as well as software classes.

Reynaers Aluminium hosts installation training in our Phoenix, Arizona office.

## Dedicated support

Reynaers Aluminium focuses heavily on partner relationships. From project support to technical support to customer support, we stand by your side every step of the way to ensure successfully delivered projects for all stakeholders.



# Our green commitment

Reynaers Aluminium is aware that companies play a significant role in the care for the environment. That is the reason why we are constantly searching for new ways to become “greener” and are at the forefront in the development of energy-saving and sustainable products.



It all starts with the material we use for our profiles: aluminum. The high durability and 100% recyclability without loss of quality has firmly established the reputation of aluminum as the green metal. Its remarkable strength, anti-corrosion, and low maintenance characteristics make it the ultimate construction material for an industry continually searching for lighter, stronger, more durable, and greener alternatives.

The sustainability aspect has been recognized by achieving the Cradle to Cradle certificate (C2C) for a number of advanced windows, door, and façade solutions.



In short, the Cradle to Cradle certificate guarantees that:

- no harmful materials are used
- our systems are made with due respect for raw materials, energy, and water usage
- these systems can be recycled easily

In doing so, C2C certified systems offer the guarantee of the environmentally conscious and circular building.

Sustainability, however, is not restricted to material usage; energy efficiency is also a key point of attention for Reynaers Aluminium. Its continued investments in research and development resulted in the Passive House certificate and the Swiss Minergie label for several of its systems. These energy-efficient solutions can be used in low- and energy-neutral homes and thus contribute to a sustainable environment.

For architects and builders, it pays to build with C2C, Passive House, or Minergie certified systems. The principles of these certificates are closely aligned with BREEAM (BRE Environmental Assessment Method) and LEED (Leadership in Energy and Environmental Design), the internationally recognized labels that determine the sustainability levels of buildings. These certifications show that the buildings are constructed considering environmental issues: such as energy demands of the structure, recycling of materials, use of water, comfort of people inside the building, use of renewable energy sources, location of the building, etcetera.

The increasing interest in these certificates proves the importance of sustainable construction. With innovative products, continuing research, and focus on knowledge exchange Reynaers Aluminium makes a genuine contribution to this method of architecture.

Nevertheless, we not only on making our products greener but also to make ourselves as a company as sustainable as possible. Around the Reynaers Campus in Belgium, a large green zone ensures optimal and sustainable water management. When shipping finished products out, the Reynaers Inc. facility in the United States reuses the packaging that the materials arrive in. The company was also amongst the first to firmly opt for the large-scale use of solar panels.



# Visit our Reynaers Campus



## Reynaers Campus

In order to facilitate innovation, the Reynaers Campus was established in 2017. This unique institution with a total surface of 70 acres focuses on sharing knowledge and experience with architects, fabricators, contractors, and other building partners while inspiring new technologies. Next to the Technology, Training, and Automation Center, the Reynaers Campus also has its Experience Center where future buildings can be explored in our virtual reality room Avalon.

The Reynaers Campus is much more than just a building... It's a state of mind and a permanent incentive to implement values such as partnership and innovation. It is an international communication forum and a source of inspiration for all those involved in the building process.

## Experience Center

The Reynaers Experience Center is designed to bring people together and inspire you with our latest solutions and state-of-the-art technologies for architectural building solutions. In the Experience Room, you can discover our unique offering, assisted by inspiring digital applications. Together with an auditorium and multiple meeting rooms, this Experience Center is the place to share know-how and strengthen partnerships.



## ABOUT REYNAERS ALUMINIUM

*“Our goal is to increase the value of buildings and to enhance the living and working environment of people worldwide.”*

As a part of the Reynaers Group, Reynaers Aluminium is a leading specialist in the development, distribution, and commercialization of innovative and sustainable aluminum architectural solutions. These include a wide variety of window and door systems, curtain walls, sliding systems, and conservatories. Besides the extensive range of standard solutions, we also develop customized solutions tailored to the individual customer or project.

Reynaers Aluminium has been founded in 1965 and is currently employing over 2400 workers in more than 40 countries worldwide and exporting to more than 70 countries on 5 continents. Reynaers Group achieved an annual turnover of 654 million dollars in 2020.

The company’s success is strengthened by our close partnership with 5,000 partner fabricators, architects, dealers, and project developers worldwide. This unique cooperation reflects in our motto: Together for better.

Engineered without compromise, Reynaers Aluminium has many benefits, including a high recycled content, long lifespan, low maintenance, and high thermal efficiency. Timeless Reynaers Aluminium windows, doors, and curtain walls bring the beauty of the outdoors into your building featuring profile frames that minimize sightlines to create a modern design. Designed for commercial applications, our products are built strong, built efficient, and built to last.

*Designed in Europe, Well Crafted in America*



**Reynaers  
Aluminium**

21430 N 15th Lane  
Phoenix, AZ 85027

T +1 (480) 272-9688  
info@reynaers.us

[www.reynaers.us](http://www.reynaers.us)



AIA  
Continuing  
Education  
Provider

